

As per Regulations 19 (9) of IRDAI (TPA – Health Services) Regulations, 2016


Annual Report by Third Party Administrator

FORM TPA – 8

I PARTICULARS OF THE TPA:		
1.1	Name of the TPA:	MEDSAVE HEALTH INSURANCE TPA LIMITED
1.2 (A)	Address - Registered Office:	F-701A, LADO SARAI, MEHRAULI
		NEW DELHI
		Pin code: 110030 Landline No: 011-71221234
		E-mail: info@medsave.in Fax No: 011-29521067/71

1.3	Financial year	2023-24
1.4	Board of directors as on (end of concerned FY) 31.03.2024 and changes in the board since the date of statement of the preceding year.	

Sr. No.	Name of Director and DIN No.	Age	Address with telephone no., Mobile no., e-mail	Details of Directorship in other Companies	Particulars of Change in Board (Cession / Appointment)	Date of Change in Board
1	DR. ADISH LABRU DIN NO.- 03565482	52	C/O- G L Labru Flat no. -802, Castle -D Omaxe SPA Village Sector -78 Kheri Kalan (113) Faridabad Haryana- 121002 M-9312880008 E-mail -adish@medsave.in	NIL	NIL	N.A
2	MR. RONY DAVIDOFF DIN NO. 00254015	63	3, Haprahim Street, Rishpon, Tel AVIV, 67215, Israel E-mail - rdavidoff@medsave.in	NIL	NIL	N.A



3	MR. ARVIND DADHEECH DIN No. 10551731	46	12, ANANT RAM KI MORI, NEAR OLD BUS STAND, RAMGARH, DIST- SIKAR RAJASTHAN- 331024 ad@medsave.in	NIL	Appointment	19.03.2024
4	Naresh Kumar Sureka DIN No. 03565482	57	R-23, 3 rd Floor, Khirki Extension , Malviya Nagar, New Delhi -110017 naresh@medsave.in	Bhavin Polyplast Pvt. Ltd. And Advanced Metaliks Ltd.	Cessation	11.05.2023
5	Deepak Kumar DIN No.10156818	46	E-13/9, Phase -v, Ayanagar ,New Delhi - 110047 M-9810122605 deepak@medsave.in	NIL	Cessation	23.03.2024

1.5	Details of Chief Executive Officer (CEO)					
-----	--	--	--	--	--	--

Sr. No.	Name of CEO	Age	Address with telephone no., Mobile no., e-mail	Qualifications	Details of Directorship in other Companies	Date of joining with TPA Company as a CEO
1	DR. ADISH LABRU	52	C/O- G L Labru Flat no. -802, Castle -D Omaxe SPA Village Sector -78 Kheri Kalan (113) Faridabad Haryana- 121002 M-9312880008 E-mail - adish@medsave.in	M.D, PHYSICIAN	NIL	02-Apr-2019

1.6	Details of Chief Administrative Officer (CAO)					
-----	---	--	--	--	--	--

Sr. No.	Name of CAO	Age	Address with telephone no., Mobile no., e-mail	Qualifications	Details of Directorship in other Companies	Date of joining with TPA
---------	-------------	-----	--	----------------	--	--------------------------



						Company as a CAO
1	MS. GEETA VAID	45	1061/3, Ward No. 7, Mehrauli New Delhi -110030 Mobile No.91-9910995367 E-mail Id - geeta@medsave.in	1) MA (Eco) 2) Fellow of the Insurance Institute of India (III)	N/A	21-JUN-2023


1.7	Details of Chief Medical Officer (CMO)	
-----	--	--

Sr. No.	Name of CMO	Age	Address with telephone no., Mobile no., e-mail	Qualifications	Details of Directorship in other Companies	Date of joining with TPA Company
1	DR. NITESH KUMAR	41	E-580/A, 3 rd Floor Gali no.11, West Vinod Nagar Delhi-110092 M-9312880026 E-MAIL -cmo@medsave.in	MBBS	N/A	01.11.2022

1.8	Name and Address of Auditors	M/s Amit Joshi & Associates Firm Registration Number: 004898N E-14/14, Basement Vasant Vihar New Delhi -110057, India
-----	------------------------------	--

1.9	Enumeration of TPA services provided:	Providing Health Services in relation to Health Insurance Policy under agreement with Insurance Companies.
-----	---------------------------------------	--

1.10	Enumeration of standing arrangements with hospitals and with doctors: Number of agreements with Network Providers Number of agreements with doctors	 8873 NIL
------	---	-------------------------



1.11		Summary of TPA Business:	
	a.	No. of insurers with whom agreements entered with.	17
	b.	Lives covered under Health Policies (to be reported as per provisions of Reg. 14 of TPA Regulations and Circular in the matter issued by the Authority)	629.71 Lakhs
	c.	Policies Served (to be reported as per provisions of Reg. 14 of TPA Regulations and Circular in the matter issued by the Authority)	1.72 Lakhs
	d.	Number of Hospitals tied up by the TPA (beginning of concerned FY)	10280
	e.	Hospitals tied up during (for the concerned FY)	835
	f.	Total Hospitals terminated or removed during (concerned FY)	2242
	g.	Total Hospitals tied up as on (end of concerned FY)	8873

1.12		Summary of TPA services:	
------	--	--------------------------	--

Sr. No.	Particulars of Services	No. of Policies Served	No. of lives Served	Amount of Premium Served wherever available. (INR in Lakh)
1	Individual / Retail Health Insurance Policies	172503	435512	36461.52
2	Group Health Insurance Policies (other than RSBY or other similar policies issued by insurers)	337	306294	8906.52
3	Policies issued under RSBY or other similar policies issued by insurers	NIL	NIL	NIL
4	Pre-Insurance Medical Examination	NIL	NIL	NA
5	Foreign Travel Policies issued by Indian insurer	NIL	NIL	NIL
6	Foreign Travel Policies issued by Foreign insurer	NIL	NIL	NIL
7	Non-insurance healthcare schemes sponsored by Central / State Government.	3	62229434	Service on fee per family basis



af

Schedule -1, FORM TPA - 8 -RA
Medsave Health Insurance TPA Limited
Revenue Account for the year ending 31st March 2024

Particulars	Amount (Rs.)	Particulars	Amount (Rs.)
I. Director's Remuneration	3,250,653	I. Income :	
II. Staff Expenses :		a) From Insurers (Indian & foreign)	232,547,234
a) Salaries, Provident Fund	75,621,655	b) From others	
b) Other Benefits (Staff Welfare Exp.)	1,987,964	- Interest on FD's & Bank Deposits	2,024,659
III. Office expenses :		- Interest on Income Tax Refund	423,119
a) Rent, Rates and Taxes	16,972,404	- Miscellaneous Income	663,000
b) Electricity, Water	3,964,909	- Sundry Balance Written Back	1,216,484
c) House Keeping and Cleaning	894,760	- Excess Provisions written back	13,500,000
d) Others :		c) Investment income	-
- Miscellaneous Expenses	21,981,899	d) Profit on sale of Investments or assets	-
e) Travel & Conveyance	22,036,200		
f) Business Promotion & Entertainment	844,168		
g) Lease Rent of Equipments	-		
h) Post, Telecommunication and Similar Expenses	3,830,113		
i) Audit fees	463,835		
j) Legal & Professional Expenses	76,583,054		
k) Repairs and maintenance	2,332,132		
l) Depreciation	3,704,303		
m) Motor Vehicle Expenses	-		
n) Others expenses (Please specify) ::			
- Printing & Stationery and Card Expenses	11,060,124		
- Advertisement & Sales Promotion	25,000		
- Insurance	130,318		
- Financial Expenses	4,477,912		
o) Loss on Sale of Assets	-		
p) Profit/ Loss for the year	213,093		
IV. Operating Expenses			
	250,374,496		250,374,496

Arvind

Arvind Dadheech
Director

Dr. Adish Labru

Dr. Adish Labru
Executive Director / CEO



Schedule -2, FORM TPA - 8 -PL
Medsave Health Insurance (TPA) Limited
Profit and Loss Appropriation Account for the year ending 31st March 2024

Particulars	Amount (Rs.)	Particulars	Amount (Rs.)
Loss brought forward	Nil	Profit brought forward	127,045,528
Loss for the year	Nil	Profit for the year	213,093
Dividend for the year	Nil	Transfer from reserves	Nil
Tax on Dividend	Nil	Loss carried forward	Nil
Transfer of reserves	Nil	Deferred tax credit	2,584,669
Other allocations from profits	Nil		
Provision for Income Tax	Nil		
Deferred tax liability	Nil		
Taxation for earlier year	903,432		
Profit carried forward	128,939,858		
	129,843,290		129,843,290

Arvind

Arvind Dadheech
Director

Dr. Adish Labru

Dr. Adish Labru
Executive Director / CEO



Schedule -3, FORM TPA - 8 -BS
Medsave Health Insurance (TPA) Limited
Balance Sheet as at 31st March 2024

LIABILITIES	Amount (Rs.)	Amount (Rs.)	ASSETS	Amount (Rs.)	Amount (Rs.)
Authorised Capital			Building / Properties Cost	-	
Issued Capital :		50,000,000	Less depreciatoin	-	
Paid Up Capital	40,032,820		Furniture & Fixture	4,742,885	
Reserve & Surplus	128,939,858	168,972,678	Less depreciatoin	743,773	3,999,112
Amounts Due to			Air Conditioners	-	
a) Insurers	-		Less depreciatoin	-	
b) Hospitals	-		Electrical Installation	162,918	
c) Doctors	-		Less depreciatoin	32,932	129,986
d) Others	60,314,936	60,314,936	Office Equipments	18,203,016	
- Secured Loans			Less depreciatoin	1,610,721	16,592,295
- Unsecured Loans		30,000,000	Computer Software	332,057	
Deferred Tax Liabilities		-	Less depreciatoin	90,793	241,264
Bank Overdraft		-	Motor Vehicles	4,248,003	
Current Liabilities			Less depreciatoin	1,226,085	3,021,918
Sundry Ceditors	14,779,089		Investments :		
Provisions	23,989,242	38,768,331	Government Securities (Market value)	-	
Others			Loan and Debentures (Market value)	-	
			Other investments (Market value)	-	
			Deferred Tax Assets		6,881,106
			Receivables :		
			a) From Insurers		138,626,447
			b) Others :		
			- Tax Deducted at Sources (Net)	46,526,371	
			- Advances Recoverable in cash or in kind	36,135,239	
			- Deposits (Rental & others)	44,554,087	
			- Interest accrued on bank deposits	1,232,492	128,448,189
			Cash & Bank Balances		115,628
Total		298,055,945	Total		298,055,945

Arvind

Arvind Dadhech
Director



Dr. Adish Labru

Dr. Adish Labru
Executive Director / CEO

Schedule – 4**Schedule of the income received towards various activities during the CY 2023-24**


Sr No	Description	Income / Fees received during the CY (Amt. INR in Lakhs)
1	Towards Health Services of the Individual policies issued by Indian Insurers	1742.50
2	Towards Health Services of the Group Insurance policies issued by Indian Insurers	296.34
3	Pre-insurance medical examination	NIL
4	Towards Health Services in the Coreign jurisdiction in respect of the policies issued by Indian Insurers	NIL
5	Towards Non Insurance Services rendered	286.63
6	Towards Servicing of policies issued by Coreign Insurers	NIL
7	Other income - Interest Income on Fixed Deposits Rs. 20.25 - Interest Income on Income tax refund Rs. 4.23 - Miscellaneous Income Rs. 6.63 - Sundry Balance Written Back Rs. 12.16 - Excess Provisions written back Rs.135.00	178.27
	TOTAL	2503.74

Schedule – 5**Schedule of apportionment of Expenses to various activities during the C.Y. 2023-24**

SI No	Description	Expenses incurred during the CY (Amt. INR in Lakhs)
1	Health Services of the policies issued by Indian Insurers	2193.27
2	Health Services in the Foreign jurisdiction in respect of the policies issued by Indian Insurers	NIL
3	Non-Insurance Services rendered	308.34
4	Servicing of policies issued by Foreign Insurers	NIL
5	Other Expenses Incurred (to specify)	NIL


Arvind Dadheech
Director

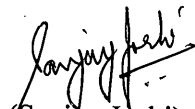

Dr. Adish Labru
Executive Director / CEO



CERTIFICATE

Certified that the above information about financials furnished in annual report and Schedules 1 to 5 therein by Medsave Health Insurance TPA Limited is as extracted from the transactions of the Medsave Health Insurance TPA Limited for the Financial Year 2023-24.

For Amit Joshi & Associates
Chartered Accountants
FRN: 004898N


(Sanjay Joshi)
Partner
M.No.084687



Place: New Delhi

Date:28/06/2024



As per Regulations 19 (11) of IRDAI (TPA – Health Services) Regulations, 2016

Annual certificate in the matter of Net Worth of a TPA Company

Form TPA – 6C

1	PARTICULARS OF THE TPA COMPANY:	
1.1	Name of the TPA :	MEDSAVE HEALTH INSURANCE TPA LIMITED
1.2	Address - Registered Office:	F-701A, LADO SARAI, MEHRAULI,
		NEW DELHI
		Pin code: 110030 Landline No: 011-71221234
		E-mail: INFO@MEDSAVE.IN Fax No: 011-29521067/71
1.3	Financial Year	2023-24
1.4	Net worth as at 31 st March 2024 : 16,89,72,678/-	
	Methodology adopted for calculation of Net Worth(Refer provisions of Reg. 6 of IRDAI (TPA –Health Services) Regulations, 2016).	

Certified that the above particulars of the Net-worth of Medsave Health Insurance TPA Limited are correct and the above details are extracted from financial statements of the TPA Company for the financial year 2023-24.

Date: 28 th June 2024	For Amit Joshi & Associates Chartered Accountants FRN : 004898N
Place: New Delhi	 Sanjay Joshi Partner M. No. 084687 

Schedule – 6

1. Data of claims received during the year 2023-24

Benefit Based Policies		Cashless Claims		Reimbursement Claims		Total	
Number of Claims	Amount of Claims	Number of Claims	Amount of Claims	Number of Claims	Amount of Claims	No of claims	Amount of claims
539578	7895134057	56201	4601479733	37498	2351043615	633277	14847657405

2. Data of Settled Claims in respect of Individual Policies;

Description (to be reckoned from the date of receipt of Claim)	Benefit Based Claims		Cashless Claims		Reimbursement Claims		Total	
	Number of Claims	Amount of Claims	Number of Claims	Amount of Claims	Number of Claims	Amount of Claims	No of claims	Amount of claims
within 1 months from date of receipt of claim			37155	1894482708	22043	1101084906	59198	2995567614
Between 1 – 3 Months			2116	186628548	734	57368393	2850	243996941
Between 3 to 6 Months			403	40081264	58	3150372	461	43231636
More than 6 months			121	9863739	20	876826	141	10740565

3. Data of settled Claims in respect of Group Policies;

Description (to be reckoned from the date of receipt of Claim)	Benefit Based Claims		Cashless Claims		Reimbursement Claims		Total	
	Number of Claims	Amount of Claims	Number of Claims	Amount of Claims	Number of Claims	Amount of Claims	No of claims	Amount of claims
within 1 months from date of receipt of claim	535222	7802375302	12235	703946997	9964	358024229	557421	8864346528
Between 1 – 3 Months			671	58568804	333	21144505	1004	79713309
Between 3 to 6 Months			193	17361799	68	3311288	261	20673087
More than 6 months			100	7227682	168	1773796	268	9001478



4. Data of settled Claims in respect of Total (Individual Policies + Group Policies);

Description (to be reckoned from the date of receipt of Claim)	Benefit Based Claims		Cashless Claims		Reimbursement Claims		Total	
	Number of Claims	Amount of Claims	Number of Claims	Amount of Claims	Number of Claims	Amount of Claims	No of claims	Amount of claims
within 1 months from date of receipt of claim	535222	7802375302	49390	2598429705	32007	1459109135	616619	11859914142
Between 1 – 3 Months			2787	245197352	1067	78512898	3854	323710250
Between 3 to 6 Months			596	57443063	126	6461660	722	63904723
More than 6 months			221	17091421	188	2650622	409	19742043

5. Data of Claims in respect of Individual Policies recommended for repudiation

Description (to be reckoned from the date of receipt of Claim)	Benefit Based Claims		Cashless Claims		Reimbursement Claims		Total	
	Number of Claims	Amount of Claims	Number of Claims	Amount of Claims	Number of Claims	Amount of Claims	No of claims	Amount of claims
within 1 months from date of receipt of claim			2685	431810521	2069	165797238	4754	597607759
Between 1 – 3 Months			347	9774794	538	37947200	885	47721994
Between 3 to 6 Months			62	2116269	107	6388229	169	8504498
More than 6 months			38	4153701	32	1422826	70	5576527

6. Data of Claims in respect of Group Policies recommended for repudiation

Description (to be reckoned from the date of receipt of Claim)	Benefit Based Claims		Cashless Claims		Reimbursement Claims		Total	
	Number of Claims	Amount of Claims	Number of Claims	Amount of Claims	Number of Claims	Amount of Claims	No of claims	Amount of claims
within 1 months from	1727	23951779	1345	189028409	1196	63425815	4268	276406003



date of receipt of claim								
Between 1 – 3 Months			90	2870025	402	38063651	492	40933676
Between 3 to 6 Months			38	4623893	166	9464563	204	14088456
More than 6 months			59	6223639	130	7568932	189	13792571

7. Data of Claims in respect of Total Policies (Individual + Group Policies) recommended for repudiation;

Description (to be reckoned from the date of receipt of Claim)	Benefit Based Claims		Cashless Claims		Reimbursement Claims		Total	
	Number of Claims	Amount of Claims	Number of Claims	Amount of Claims	Number of Claims	Amount of Claims	No of claims	Amount of claims
within 1 months from date of receipt of claim	1727	23951779	4030	620838930	3265	229223053	9022	874013762
Between 1 – 3 Months			437	12644819	940	76010851	1377	88655670
Between 3 to 6 Months			100	6740162	273	15852792	373	22592954
More than 6 months			97	10377340	162	8991758	259	19369098

(Note: In respect of data on Repudiations, amount of claim made by the policyholder to be mentioned as the amount of claim repudiated)

8. Data of Claims Outstanding in respect of Individual Policies;

Description (to be reckoned from the date of receipt of Claim)	Benefit Based Claims		Cashless Claims		Reimbursement Claims		Total	
	Number of Claims	Amount of Claims	Number of Claims	Amount of Claims	Number of Claims	Amount of Claims	No of claims	Amount of claims
within 1 months from date of receipt of claim			2092	134677534	1292	97452009	3384	232129543
Between 1 – 3 Months			144	9915041	46	3051846	190	12966887
Between 3 to 6 Months			61	4298844	13	417477	74	4716321
More than 6 months			71	4369188	13	197314	84	4566502




9. Data of Claims Outstanding in respect of Group Insurance Policies;

Description (to be reckoned from the date of receipt of Claim)	Benefit Based Claims		Cashless Claims		Reimbursement Claims		Total	
	Number of Claims	Amount of Claims	Number of Claims	Amount of Claims	Number of Claims	Amount of Claims	No of claims	Amount of claims
within 1 months from date of receipt of claim	2629	68806976	871	57548249	560	32813193	4060	159168418
Between 1 – 3 Months			73	6153376	70	3248030	143	9401406
Between 3 to 6 Months			76	6776316	42	788514	118	7564830
More than 6 months			65	4714412	33	1584047	98	6298459

10. Data of Claims Outstanding in respect of Total Policies (Individual + Group Policies)

Description (to be reckoned from the date of receipt of Claim)	Benefit Based Claims		Cashless Claims		Reimbursement Claims		Total	
	Number of Claims	Amount of Claims	Number of Claims	Amount of Claims	Number of Claims	Amount of Claims	No of claims	Amount of claims
within 1 months from date of receipt of claim	2629	68806976	2963	19222578 3	1852	13026520 2	7444	391297961
Between 1 – 3 Months			217	16068417	116	6299876	333	22368293
Between 3 to 6 Months			137	11075160	55	1205991	192	12281151
More than 6 months			136	9083600	46	1781361	182	10864961

(Note: In respect of data on Claims Outstanding, amount of claim made by the policyholder to be mentioned as the amount of claim Outstanding)






Schedule – 7

1. Directors Report attached with annexures.
 - 1) Shareholding structure as at 31st March 2024 and Corporate Governance Norms discussed and put in place
 - 2) Auditors report including audited financial and all notes and schedules are attached.
-

Undertaking from Registered TPA Company.

It is hereby declared that the particulars furnished with respect Annual Report of our TPA Company in Form TPA – 8 and Schedule 1 to 7 there under towards various activities of the TPA Company during the FY 2023-24 were examined, and are true and correct. It is also declared that the TPA Company did not receive any other income or remuneration from any other sources other than the one that is declared in the above Schedule.

Date: 29.06.2024	For and on behalf of (MedSave Health Insurance TPA Limited)
Place: New Delhi	<div style="display: flex; justify-content: space-around; align-items: center;"><div style="text-align: center;"> Arvind Dadheech Director</div><div style="text-align: center;"> Dr. Adish Labru Executive Director/CEO</div><div style="text-align: center;"></div></div>

As per Regulations 19 (11) of IRDAI (TPA – Health Services) Regulations, 2016

Declaration and Undertaking by TPA Company.


Form TPA – 6D

Instructions for Submission of required Declaration and Undertaking:


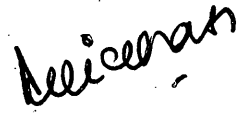
1. Periodicity of submission of this Declaration and Undertaking is annual.
2. This declaration and undertaking shall be signed by any two directors of a TPA Company.
3. This declaration and undertaking is to be submitted to the Authority along with Annual Report of the TPA Company.

1 PARTICULARS OF THE TPA COMPANY:		
1.1	Name of the TPA :	MEDSAVE HEALTH INSURANCE TPA LIMITED
1.2	Address - Registered Office:	F-701, LADO SARAI, MEHRAULI
		NEW DELHI
		Pin code:110030 Landline No: 011-71221234
		E-mail: INFO@MEDSAVE.IN Fax No: 011-29521067/71
1.3	Financial Year	2023-24

2	We, Dr. Adish Labru and Arvind Dadheech of MedSave Health Insurance TPA Limited hereby declare and undertake that;	
a)	CEO or CAO possesses the requisite qualifications and practical training as specified by Insurance Regulatory and Development Authority of India. The CEO, CAO of the company is / are also fit and proper as per Regulation 11 of the TPA Regulations. Such a CEO or CAO are engaged in day to day administration of the activities of the TPA and also in ensuring compliance of regulatory requirements.	
b)	The TPA Company is not engaged in any other business apart from Health Services by TPAs, as defined in the TPA regulations.	
c)	A Director with required medical qualification and an appointed Chief Medical Officer have valid registration with the Medical Council of India or Medical Council of the state.	
d)	None of the director(s), promoter(s), shareholder(s), and Key managerial personnel of our company is or are, directly or indirectly engaged in any other insurance or insurance related activity(s). (Note: Where it is to be determined whether officials referred herein are involved	



	in any other insurance or insurance related activities or not, TPA Company shall furnish the detailed information separately along with the form)
e)	The Company did not violate the code of conduct or not committed any breach of the provisions of the applicable Acts, Regulations and / or circulars issued by the Authority from time to time.

Date: 29.06.2024	For and on behalf of MedSave Health Insurance TPA Limited	
Place: New Delhi	 <p>Arvind Dadhech Director</p>	 <p>Dr. Adish Labru Executive Director/ CEO</p>

As per Regulations 20 (4) of IRDAI (TPA – Health Services) Regulations, 2016


Service Level Agreement Details
(Annual Form to be furnished along with the Annual Report)

FORM TPA – 6E


1	PARTICULARS OF THE TPA:	
1.1	Name of the TPA :	MEDSAVE HEALTH INSURANCE TPA LIMITED
1.2	(A) Address - Registered Office:	F-701, LADO SARAI, MEHRAULI
		NEW DELHI
		Pin code:110030 Landline No: 011-71221234
		E-mail: INFO@MEDSAVE.IN Fax No: 011-29521067/71
1.3	Financial year	2023-24
1.4		
1.5	Details of Service level Agreements (SLAs);	

S No	Cumulative SLAs till beginning of the Year					SLAs entered in the Year					Total SLAs at the end of the year				
	1					2					3				
	Fresh	Renewal	Modification	Termination	Total	Fresh	Renewal	Modification	Termination	Total	Fresh	Renewal	Modification	Termination	Total
1	7	10	1	1	17	2	0	0	0	2	7	11	1	2	17



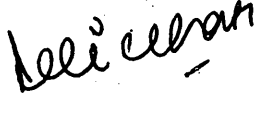
1.6	a	Details of Service level Agreements (SLAs);	SLA details for complete financial year to be provided. (for the period / up to the period)
-----	---	---	---



S No.	Name of the Insurer	Type of Services to be rendered (Retail Policy / Group Policy/ RSBY / PIMS / Others – Please specify	Type of SLA (Fresh / Renewal / Modification)	Date of Purchase of stamp viz Non Judicial Stamp Paper / e-stamp / Special Adhesive / franking / any other mode	Date of Agreement	Validity of Agreement	
					dd/mm/yyyy	From	To
1	Aditya Birla Health Insurance Co. Ltd	Group Policy	Fresh	1-6-2019	1-6-2019	1-6-2019	Continue on Yearly Basis Review
2	Care Health Insurance Limited	Group Policy	Modification	9-1-2019	9-18-2019	9-1-2019	Continue on Yearly Basis Review
3	ICICI Lombard General Insurance company Limited	Group Policy	Renewal	1-7-2021	6-14-2021	6-14-2021	6-13-2024
4	Iffco Tokio General Insurance Company Ltd.	Group Policy	Renewal	8-22-2014	9-12-2014	9-12-2014	Continue on Yearly Basis Review
5	Magma HDI General Insurance Company Limited	Group Policy	Fresh	7-10-2021	7-10-2021	7-10-2021	7-9-2024
6	National Insurance Company Limited	Retail/Group	Renewal	9-1-2020	9-1-2020	9-1-2022	8-31-2024
7	Niva Bupa Health Insurance Company Limited	Group Policy	Fresh	5-24-2022	7-22-2022	7-22-2022	7-21-2025
8	Royal Sundaram General Insurance Co. Limited	Group Policy	Renewal	5-15-2023	5-15-2023	5-15-2023	5-14-2026
9	Tata Aig General Insurance Company Ltd.	Group Policy	Renewal	5-18-2021	5-19-2021	12-16-2023	12-15-2026
10	The New India Assurance Company Limited	Retail/Group	Renewal	9-23-2022	9-23-2022	9-28-2022	9-30-2025
11	The Oriental Insurance Company Limited	Retail/Group	Renewal	5-31-2023	5-31-2023	6-1-2023	5-31-2026
12	United India Insurance Company Limited	Retail/Group	Renewal	2-25-2021	3-31-2021	4-1-2021	3-31-2024
13	Bajaj Allianz General Insurance Co. Ltd.	Group Policy	Renewal	10-29-2018	12-1-2018	10-1-2018	Continue on Yearly Basis Review
14	State Health Society Bihar	Ayushman Bharat	Fresh	9-29-2018	9-29-2018	9-29-2021	9-28-2024
15	National Health Authority	Ayushman Bharat	Fresh	3-10-2022	3-10-2022	1-29-2022	1-28-2025
16	Chola MS General Insurance Co. Ltd	Retail/Group	Fresh	21-04-23	21-04-23	21-04-23	20-04-26



17	State Health Society West Bengal	Swasthya Saathi Samiti	Fresh	28-04-23	28-04-23	28-04-23	27-04-26
----	----------------------------------	------------------------	-------	----------	----------	----------	----------

Date: 29.06.2024	For and on behalf of MedSave Health Insurance TPA Limited	
Place: New Delhi	  Arvind Dadheech Director	 Dr. Adish Labru Executive Director/ CEO