

As per Regulations 19 (9) of IRDAI (TPA – Health Services) Regulations, 2016

Annual Report by Third Party Administrator

FORM TPA – 8

1	PARTICULARS OF THE TPA:		
1.1	Name of the TPA :	MEDSAVE HEALTH INSURANCE TPA LIMITED	
1.2	(A)	Address - Registered Office:	F-701A, LADO SARAI, MEHRAULI,
			NEW DELHI
			Pin code: 110030 Landline No: 011-71221234
		E-mail: info@medsave.in Fax No: 011-29521067 / 71-	

1.3	Financial year	2021-22
1.4	Board of directors as on (end of concerned FY).31.03.2022 and changes in the board since the date of statement of the preceding year.	

Sr. No.	Name of Director and DIN No.	Age	Address with telephone no., Mobile no., e-mail	Details of Directorship in other Companies	Particulars of Change in Board (Cession / Appointment)	Date of Change in Board
1	Dr. ADISH LABRU DIN No.03565482	51	410, Krishilok Appartments, Sector- 45, Faridabad M: 9312880008 Email: adish@medsave.in	NIL	NIL	N.A.
2	Mr. Rony Davidoff Din No. 00254015	62	3, HAPRAHIM Street, Rishpon, Tel AVIV,67215, Israel Email: rdavidoff@medsave.in	NIL	NIL	N.A.
3.	Mr. Naresh Kumar Sureka DIN No.03565482	55	R-23; 3rd Floor, Khirki Extension, Malviya Nagar, New Delhi – 110017 naresh@medsave.in	Bhavin Polyplast Pvt Ltd. and Advanced Metaliks Ltd.	NIL	N.A.

1.5	Details of Chief Executive Officer (CEO)	
-----	--	--

Sr. No.	Name of CEO	Age	Address with telephone no., Mobile no., e-mail	Qualifications	Details of Directorship in other Companies	Date of joining with TPA Company as a CEO
1.	Dr. ADISH LABRU	51	410, Krishilok Appartments, Sector- 45, Faridabad M: 9312880008 Email: adish@medsave.in	M.D., PHYSICIAN	NIL	02-Apr-2019

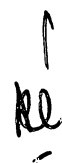

de *nk*

1.6	Details of Chief Administrative Officer (CAO)
-----	---

Sr. No.	Name of CAO	Age	Address with telephone no., Mobile no., e-mail	Qualifications	Details of Directorship in other Companies	Date of joining with TPA Company as a CAO
1.	Mr. S. ARAVAMUTHAN	65	D-41A, Sector 26, Noida – 201301 M: 9971977399 s.aravamuthan@medsave.in	Bachelor of Commerce, Associate Chartered Accountant, Associate from Insurance Institute of India	NIL	15-Jul-2017

1.7	Details of Chief Medical Officer (CMO)
-----	--

Sr. No.	Name of CMO	Age	Address with telephone no., Mobile no., e-mail	Qualifications	Details of Directorship in other Companies	Date of joining with TPA Company
1.	Dr. ADISH LABRU	51	410, Krishilok Appartments, Sector-45, Faridabad M: 9312880008 Email: adish@medsave.in	M.D., PHYSICIAN	NIL	29-Sep-2003

1.8	Name and Address of Auditors	M/s Amit Joshi & Associates Firm registration Number: 004898N E-14/14, Basement, Vasant Vihar, New Delhi – 110057, India
-----	------------------------------	---


1.9	Enumeration of TPA services provided :	Providing Health Services in relation to Health Insurance Policy under agreement with Insurance Companies.
-----	--	---

1.10	Enumeration of standing arrangements with hospitals and with doctors : Number of agreements with Network Providers Number of agreements with Doctors	9685 NIL
------	--	-------------

1.11	Summary of TPA Business:	
a.	No. of insurers with whom agreements entered with.	17
b.	Lives covered under Health Policies (to be reported as per provisions of Reg. 14 of TPA Regulations and Circular in the matter issued by the Authority)	676.06 Lakhs
c.	Policies Served (to be reported as per provisions of Reg. 14 of TPA Regulations and Circular in the matter issued by the Authority)	2.79 Lakhs
d.	Number of Hospitals tied up by the TPA (beginning of concerned FY)	9287
e.	Hospitals tied up during (for the concerned FY)	463
f.	Total Hospitals terminated (concerned FY)	73
g.	Total Hospitals tied up as on (end of concerned FY)	9685


1.12	Summary of TPA services:	
------	--------------------------	--

Sr. No.	Particulars of Services	No. of Policies Serviced	No. of lives Serviced	Amount of Premium Serviced wherever available. (INR in Lakh)
1	Individual / Retail Health Insurance Policies	276736	784903	27024.97
2	Group Health Insurance Policies (other than RSBY or other similar policies issued by insurers)	645	427621	14129.00
3	Policies issued under RSBY or other similar policies issued by insurers	1	3222545	0
4	Pre-Insurance Medical Examination	1367	1367	NA
5	Foreign Travel Policies issued by Indian insurer	NIL	NIL	NIL
6	Foreign Travel Policies issued by Foreign insurer	NIL	NIL	NIL
7	Non-insurance healthcare schemes sponsored by Central / State Government.	4	63169352	Service on fee per family basis



Schedule -1, FORM TPA - 8 -RA
Medsave Health Insurance TPA Limited
Revenue Account for the year ending 31st March 2022

Particulars	Amount (Rs.)	Particulars	Amount (Rs.)
I. Director's Remuneration	-	I. Income :	
II. Staff Expenses :		a) From Insurers (Indian & foreign)	19,92,55,693
a) Salaries, Provident Fund	6,67,21,083	b) From others	
b) Other Benefits (Staff Welfare Exp.)	16,09,269	- Interest on FD's & Bank Deposits	12,04,540
III. Office expenses :		- Sundry Balance Written Back	8,18,610
a) Rent, Rates and Taxes	1,67,70,285	- Excess Provisions written back	2,56,65,734
b) Electricity, Water	38,44,288	c) Investment income	-
c) House Keeping and Cleaning	21,63,559	d) Profit on sale of Investments or assets	-
d) Others :			
- Miscellaneous Expenses	2,06,90,839		
e) Travel & Conveyance	1,46,45,718		
f) Business Promotion & Entertainment	10,41,429		
g) Lease Rent of Equipments	-		
h) Post, Telecommunication and Similar Expenses	55,65,874		
i) Audit fees	4,95,000		
j) Legal & Professional Expenses	5,19,85,206		
k) Repairs and maintenance	23,56,684		
l) Depreciation	45,33,073		
m) Motor Vehicle Expenses	-		
n) Others expenses (Please specify) ::			
- Printing & Stationery and Card Expenses	1,90,29,447		
- Advertisement & Sales Promotion	20,000		
- Insurance	1,91,157		
- Financial Expenses	39,60,850		
o) Loss on Sale of Assets	-		
p) Profit/ Loss for the year	1,13,20,816		
IV. Operating Expenses			
	22,69,44,577		22,69,44,577


Naresh K. Sureka
Director



Dr. Adish Labru
Executive Director / CMO


Schedule -2, FORM TPA - 8 -PL

Medsave Health Insurance (TPA) Limited

Profit and Loss Appropriation Account for the year ending 31st March 2022


Particulars	Amount (Rs.)	Particulars	Amount (Rs.)
Loss brought forward	Nil	Profit brought forward	12,54,93,446
Loss for the year	Nil	Profit for the year	1,13,20,816
Dividend for the year	Nil	Transfer from reserves	Nil
Tax on Dividend	Nil	Loss carried forward	Nil
Transfer of reserves	Nil	Deferred tax credit	Nil
Other allocations from profits	Nil		
Provision for Income Tax	Nil		
Deferred tax liability	1,05,65,834		
Taxation for earlier year	-		
Profit carried forward	12,62,48,428		
	13,68,14,262		13,68,14,262



Naresh K. Sureka
Director


Dr. Adish Labru
Executive Director / CMO

Schedule -3, FORM TPA - 8 -BS
Medsave Health Insurance (TPA) Limited
Balance Sheet as at 31st March 2022

LIABILITIES	Amount (Rs.)	Amount (Rs.)	ASSETS	Amount (Rs.)	Amount (Rs.)
Authorised Capital			Building / Properties Cost	-	
Issued Capital :		5,00,00,000	Less depreciatoin	-	
Paid Up Capital	4,00,32,820		Furniture & Fixture	43,39,475	
Reserve & Surplus	12,62,48,428	16,62,81,248	Less depreciatoin	2,78,873	40,60,602
Amounts Due to			Air Conditioners	-	
a) Insurers	-		Less depreciatoin	-	
b) Hospitals	-		Electrical Installation	2,53,060	
c) Doctors	-		Less depreciatoin	59,854	1,93,206
d) Others	7,38,66,337	7,38,66,337	Office Equipments	1,98,50,205	
- Secured Loans		2,05,942	Less depreciatoin	27,40,473	1,71,09,732
- Unsecured Loans		3,00,00,000	Computer Software	5,01,622	
Deferred Tax Liabilities			Less depreciatoin	2,27,788	2,73,834
Bank Overdraft			Motor Vehicles	67,00,173	
Current Liabilities			Less depreciatoin	12,26,085	54,74,088
Sundry Ceditors	1,57,46,394		Investments :		
Provisions	3,80,61,945	5,38,08,339	Government Securities (Market value	-	
Others			Loan and Debentures (Market value	-	
			Other investments (Market value	-	
			Deferred Tax Assets		97,21,748
			Receivables :		
			a) From Insurers		17,67,21,993
			b) Others :		
			- Tax Deducted at Sources (Net)	4,28,03,566	
			- Advances Recoverable in cash or in kind	3,08,77,823	
			- Deposits (Rental & others)	3,52,77,574	
			- Interest accrued on bank deposits	4,54,299	10,94,13,262
			Cash & Bank Balances		11,93,402
Total		32,41,61,866	Total		32,41,61,866


Naresh K. Sureka
Director


Dr. Adish Labru
Executive Director / CMO

Schedule – 4

Schedule of the income received towards various activities during the FY 2021-22

Sr No	Description	Income / fees received during the FY (Amt. INR in Lakhs)
1	Towards Health Services of the Individual policies issued by Indian Insurers	1216.34
2	Towards Health Services of the Group Insurance policies issued by Indian Insurers	550.52
3	Pre-insurance medical examination	15.12
4	Towards Health Services in the foreign jurisdiction in respect of the policies issued by Indian Insurers	NIL
5	Towards Non-Insurance Services rendered	210.57
6	Towards Servicing of policies issued by foreign Insurers	NIL
7	Other income - Interest Income on Fixed Deposits Rs. 12.04 - Sundry Balance Written Back Rs. 8.19 - Excess Provisions written back Rs.256.66	276.89
	TOTAL	2269.44

Schedule – 5

Schedule of apportionment of Expenses to various activities during the F.Y. 2021-22

SI No	Description	Expenses incurred during the FY (Amt. INR in Lakhs)
1	Health Services of the policies issued by Indian Insurers	1960.41
2	Health Services in the foreign jurisdiction in respect of the policies issued by Indian Insurers	NIL
3	Non-Insurance Services rendered	195.83
4	Servicing of policies issued by foreign Insurers	NIL
5	Other Expenses Incurred (to specify)	NIL



1
2

Schedule – 7

1. Directors Report attached along-with annexures.
 - (i) Shareholding structure as at 31st March' 2022 is part of Annexure B of Director Report - MGT 9
 - (ii) Corporate Governance Norms – Annexure 2
2. Auditors Report including audited financial and all notes, schedules to audited financials attached.

Undertaking from Registered TPA Company.

It is hereby declared that the particulars furnished with respect Annual Report of our TPA Company in Form TPA – 8 and Schedule 1 to 7 there under towards various activities of the TPA Company during the FY 2021-22 were examined, and are true and correct. It is also declared that the TPA Company did not receive any other income or remuneration from any other sources other than the one that is declared in the above Schedule.

Date: 02/06/2022	For and on behalf of Medsave Health Insurance TPA Limited	
Place: New Delhi	 Naresh K Sureka Director	 Dr. Adish Labru Executive Director / CMO

Schedule – 6

1. Data of claims received during the year 2021-22

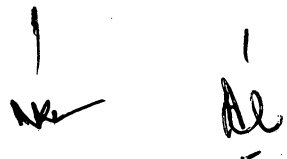
Benefit Based Policies		Cashless Claims		Reimbursement Claims		Total	
Number of Claims	Amount of Claims	Number of Claims	Amount of Claims	Number of Claims	Amount of Claims	No of claims	Amount of claims
20547	400210150	315391	6826078962	49564	3007542941	385502	10233832053

2. Data of Settled Claims in respect of Individual Policies;

Description (to be reckoned from the date of receipt of Claim)	Benefit Based Claims		Cashless Claims		Reimbursement Claims		Total	
	Number of Claims	Amount of Claims	Number of Claims	Amount of Claims	Number of Claims	Amount of Claims	No of claims	Amount of claims
within 1 months from date of receipt of claim	1037	29109500	31980	1604947229	23849	1271621423	56866	2905678152
Between 1 – 3 Months	0	0	976	65946938	695	67596369	1671	133543307
Between 3 to 6 Months	0	0	126	10245010	48	4981392	174	15226402
More than 6 months	0	0	95	5740223	9	842225	104	6582448

3. Data of settled Claims in respect of Group Policies;

Description (to be reckoned from the date of receipt of Claim)	Benefit Based Claims		Cashless Claims		Reimbursement Claims		Total	
	Number of Claims	Amount of Claims	Number of Claims	Amount of Claims	Number of Claims	Amount of Claims	No of claims	Amount of claims
within 1 months from date of receipt of claim	18990	267497262	285108	3646945153	19929	520608025	324027	4435050440
Between 1 – 3 Months	0	0	1862	55354446	421	23146205	2283	78500651
Between 3 to 6 Months	0	0	452	12114592	45	2106535	497	14221127
More than 6 months	0	0	1528	21962943	44	1224346	1572	23187289



4. Data of settled Claims in respect of Total (Individual Policies + Group Policies);

Description (to be reckoned from the date of receipt of Claim)	Benefit Based Claims		Cashless Claims		Reimbursement Claims		Total	
	Number of Claims	Amount of Claims	Number of Claims	Amount of Claims	Number of Claims	Amount of Claims	No of claims	Amount of claims
within 1 months from date of receipt of claim	20027	296606762	317088	5251892382	43778	1792229448	380893	7340728592
Between 1 – 3 Months	0	0	2838	121301384	1116	90742574	3954	212043958
Between 3 to 6 Months	0	0	578	22359602	93	7087927	671	29447529
More than 6 months	0	0	1623	27703166	53	2066571	1676	29769737

5. Data of Claims in respect of Individual Policies recommended for repudiation

Description (to be reckoned from the date of receipt of Claim)	Benefit Based Claims		Cashless Claims		Reimbursement Claims		Total	
	Number of Claims	Amount of Claims	Number of Claims	Amount of Claims	Number of Claims	Amount of Claims	No of claims	Amount of claims
within 1 months from date of receipt of claim	520	39426964	2018	236111104	2019	128829519	4557	404367587
Between 1 – 3 Months	0	0	198	7965476	600	50700256	798	58665732
Between 3 to 6 Months	0	0	45	1779358	165	13240350	210	15019708
More than 6 months	0	0	23	2634230	20	1242992	43	3877222




6. Data of Claims in respect of Group Policies recommended for repudiation

Description (to be reckoned from the date of receipt of Claim)	Benefit Based Claims		Cashless Claims		Reimbursement Claims		Total	
	Number of Claims	Amount of Claims	Number of Claims	Amount of Claims	Number of Claims	Amount of Claims	No of claims	Amount of claims
within 1 months from date of receipt of claim	0	0	5891	187958918	1429	55754624	7320	243713542
Between 1 – 3 Months	0	0	163	3842485	383	19603527	546	23446012
Between 3 to 6 Months	0	0	88	5252940	143	8669048	231	13921988
More than 6 months	0	0	3584	38994186	82	5249264	3666	44243450

7. Data of Claims in respect of Total Policies (Individual + Group Policies) recommended for repudiation;

Description (to be reckoned from the date of receipt of Claim)	Benefit Based Claims		Cashless Claims		Reimbursement Claims		Total	
	Number of Claims	Amount of Claims	Number of Claims	Amount of Claims	Number of Claims	Amount of Claims	No of claims	Amount of claims
within 1 months from date of receipt of claim	520	39426964	7909	424070022	3448	184584143	11877	648081129
Between 1 – 3 Months	0	0	361	11807961	983	70303783	1344	82111744
Between 3 to 6 Months	0	0	133	7032298	308	21909398	441	28941696
More than 6 months	0	0	3607	41628416	102	6492256	3709	48120672

(Note: In respect of data on Repudiations, amount of claim made by the policyholder to be mentioned as the amount of claim repudiated)

Handwritten signatures and initials.

8. Data of Claims Outstanding in respect of Individual Policies;

Description (to be reckoned from the date of receipt of Claim)	Benefit Based Claims		Cashless Claims		Reimbursement Claims		Total	
	Number of Claims	Amount of Claims	Number of Claims	Amount of Claims	Number of Claims	Amount of Claims	No of claims	Amount of claims
within 1 months from date of receipt of claim	0	0	1807	114849218	912	62525661	2719	177374879
Between 1 – 3 Months	0	0	46	1833244	90	5858639	136	7691883
Between 3 to 6 Months	0	0	23	1294734	34	1630147	57	2924881
More than 6 months	0	0	34	3266748	7	386408	41	3653156

9. Data of Claims Outstanding in respect of Group Insurance Policies;

Description (to be reckoned from the date of receipt of Claim)	Benefit Based Claims		Cashless Claims		Reimbursement Claims		Total	
	Number of Claims	Amount of Claims	Number of Claims	Amount of Claims	Number of Claims	Amount of Claims	No of claims	Amount of claims
within 1 months from date of receipt of claim	0	0	1288	80511204	820	37142407	2108	117653611
Between 1 – 3 Months	0	0	93	5191582	127	4344234	220	9535816
Between 3 to 6 Months	0	0	102	3647271	96	2928500	198	6575771
More than 6 months	0	0	90	5652935	48	1038161	138	6691096



1
AK

1
DL

10. Data of Claims Outstanding in respect of Total Policies (Individual + Group Policies)

Description (to be reckoned from the date of receipt of Claim)	Benefit Based Claims		Cashless Claims		Reimbursement Claims		Total	
	Number of Claims	Amount of Claims	Number of Claims	Amount of Claims	Number of Claims	Amount of Claims	No of claims	Amount of claims
within 1 months from date of receipt of claim	0	0	3095	195360422	1732	99668068	4827	295028490
Between 1 – 3 Months	0	0	139	7024826	217	10202873	356	17227699
Between 3 to 6 Months	0	0	125	4942005	130	4558647	255	9500652
More than 6 months	0	0	124	8919683	55	1424569	179	10344252

(Note: In respect of data on Claims Outstanding, amount of claim made by the policyholder to be mentioned as the amount of claim Outstanding)

Handwritten marks:



CORPORATE GOVERNANCE NORMS

Company is compliant on most of the points of corporate governance norms as per Regulations 23, Schedule – II (2) (z) of IRDAI (TPA- Health Services) Regulation 2016 and all the points will be put in place during the financial year 2021-22.

✓

✓